

Allentown Band Mobile Application v1.1

Installation Instructions

1 Overview

This document guides you through the process of downloading and installing the Allentown Band 2011 Mobile Application, Version 1.1. The 2011 version features a revised application layout, updated graphics, and the ability to save concert dates as events on your mobile device calendar.

(Note: The graphics in this document still reflect the 2010 application.)

Currently, this application only is available directly from the Allentown Band web site. The procedure for downloading and installing the app is all done from your smart phone. In outline:

1. Before starting the download, configure the phone to allow installation of applications from unknown sources.
2. Using the smart phone's browser, enter this link:

<http://www.allentownband.com/MobileApp/AllentownBand v1.1.apk>

and click "Go" to download the application.

3. When the download completes, your phone should launch the Installer.
4. When prompted, answer each prompt to permit installation of the application.

When the installation is complete, the application's icon should appear in your app tray.

Allentown Band Mobile Application v1.1

Installation Instructions

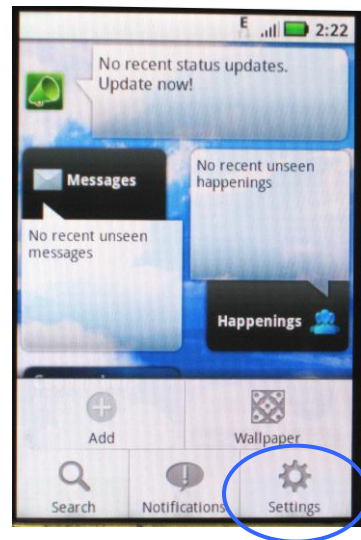
2 Detailed Installation Instructions

2.1 Allow Applications from Unknown Sources

Currently, the Allentown Band 2011 application is only available directly from the Allentown Band website. When you download applications from sources other than the Google® Market or other application publisher site, the application is considered to be from an “unknown source.” You still can download such applications, but you have to give your permission.

To configure your phone to accept applications from unknown sources, do the following:

1. Press the phone’s Menu key to display the desktop menu.
2. Press the Settings button on the menu.

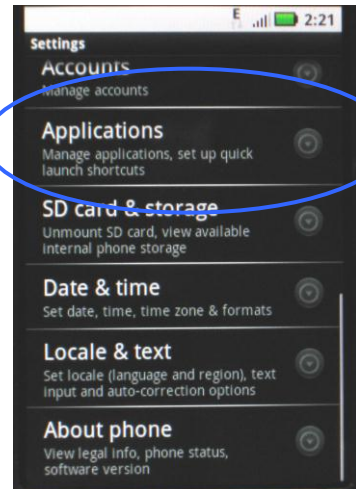


Allentown Band Mobile Application v1.1

Installation Instructions

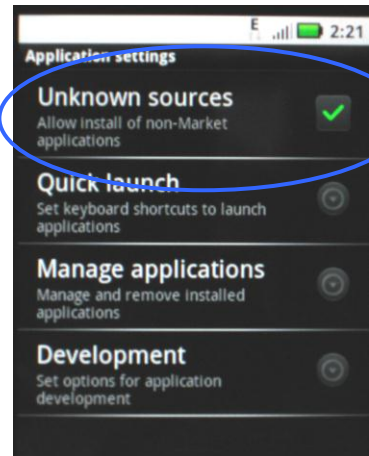
3. Scroll through the settings list until “Applications” is displayed.

4. Select “Applications”



5. If not already checked, as shown at right, select the check box for “Unknown sources”.

6. Press the “Back” key on your phone to exit from the Settings menus.



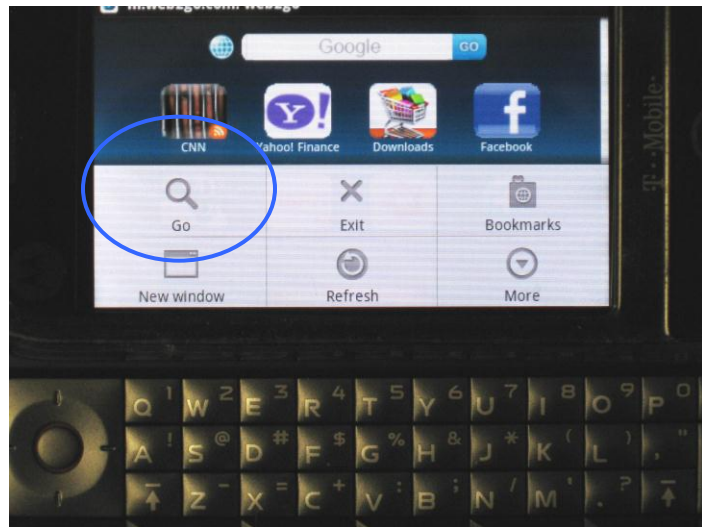
Allentown Band Mobile Application v1.1

Installation Instructions

2.2 Download the Application

Once your phone is configured to allow applications from unknown sources, you are ready to download the Allentown Band application.

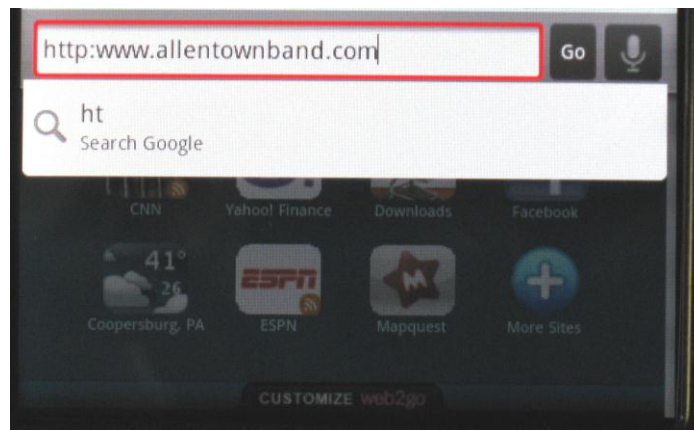
1. Start your phone's browser application.
2. Press "Go" to open an address window.



3. Enter www.allentownband.com/MobileApp/AllentownBand.apk

(Note: the screen shot below does not show the entire entry)

4. Press Go



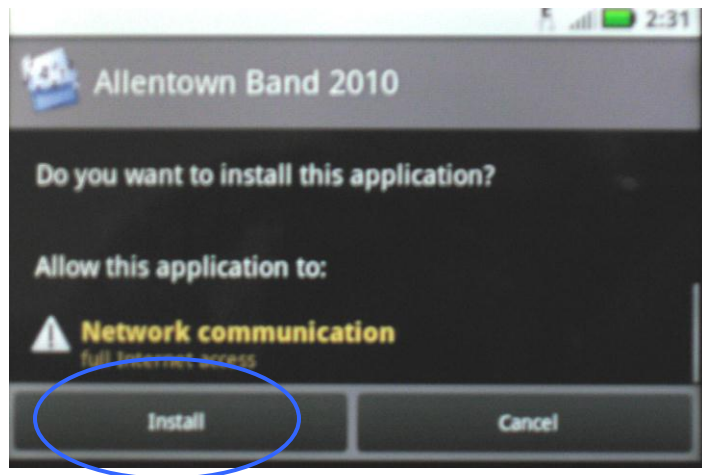
Allentown Band Mobile Application v1.1

Installation Instructions

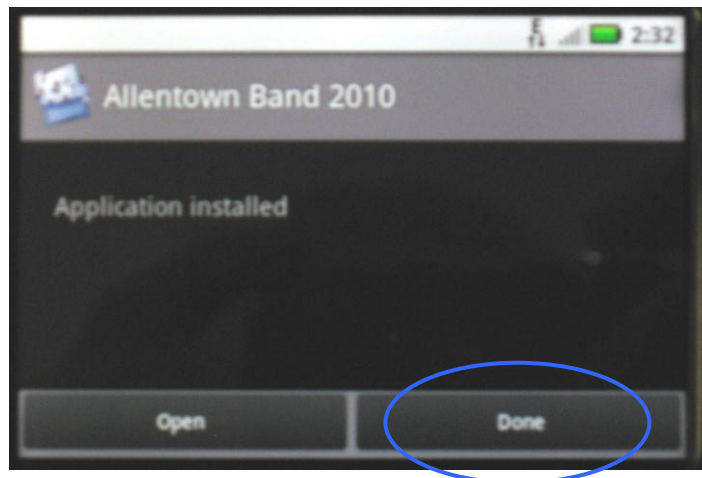
2.3 Install the Application

When the application has been downloaded, the browser should launch the Installer. Installation is very easy.

1. Click Install to install the application.
2. If prompted about permissions, answer each prompt to allow the installation to proceed.



3. When the installation is complete, press "Done"



Allentown Band Mobile Application v1.1

Installation Instructions

3 Frequently Asked Questions

1. Why must I allow applications from unknown sources?

The “normal” way that most users obtain applications for their Google® Android smart phones is through the Google Market. This application is pre-loaded on your phone, and you’ve probably downloaded applications and games using the Market.

Software developers who want a wide audience for their applications usually “join” the Market and upload the applications to the Market. There is a small cost involved with this, and in return the nice folks at the Market do some testing to ensure that the application is reasonably well done.

The Allentown Band Mobile Application was developed by your humble Allentown Band webmaster, who believes that most people interested in this application will learn about it from the Allentown Band website. So rather than upload it to the Market, it’s available directly from the band’s website, at least for now.

Applications that are downloaded from the Market are from this “known” source. All others are “unknown” and Google won’t vouch for them in any way.

2. Is it safe to use applications from unknown sources.

Well, in general, yes. But you should look carefully at the permissions that the application requests when you install it. The Allentown Band Mobile Application only asks you to approve Internet access, and now with V1.1, read and write permission for the calendar. You might want to be careful about applications that demand permission to access personal data like your contact list.

3. Should I leave the setting to allow applications from unknown sources?

Unless you expect to download additional apps from places other than the Market, it’s probably a good idea to disable this setting after you’ve installed the Allentown Band Mobile Application. Other applications, even from the Market, could attempt to download and install applications “silently” without your knowledge, and that would succeed if you leave the setting to “allow” applications from unknown sources.

Allentown Band Mobile Application v1.1

Installation Instructions

4. Why isn't there a link on the web site for downloading the application?

Unless you have downloaded and installed an Android software development kit (SDK), there's really not much that you can do with the application package file from your computer. Since the application has to be downloaded to your phone, this installation guide provides the link that you must use.

5. I installed the app. Why doesn't it display any thing like the website screen shots? Why can't I play the recordings?

To allow your humble webmaster to keep the concert schedule up-to-date, add concert locations, and periodically update the selection of recordings available, all of the information presented by the application is downloaded from the Allentown Band website. None of it is saved in your phone. The application must have Internet access. The best performance is going to be obtained when your phone has a 3G or WiFi connection.

In some instances, the cellular connection simply does not support Internet access, or the Internet access is so slow that the application's requests time out. When this happens, the application displays an alert message indicating what could not be loaded.

The application does attempt to catch all Internet access errors and present an error message. If you experience any "Force Close" errors, please send a description of the problem to webmaster@allentownband.com.

5. I'd sure love to add concerts to my calendar with a simple click from this app. Will that ever be added?

Yes! Version 1.1 allows you to add concerts to your calendar. Even though Google still has not published an application programming interface (API) to the calendar application, it's now possible to use the Content Provider interface to achieve the same effect. There still is some chance of future updates causing problems, but for now, it's working!

6. I'd sure love to save some of those great Allentown Band recordings to the media library on my phone. Will that ever be added to the app?

Maybe in a future version.